

*Central Woodwork*<sup>™</sup>  
**STAIRPARTS**





# TABLE OF CONTENTS

Stairparts Configurations 2 - 3

Newel Posts 4 - 5

Treads & Risers 6 - 7

Handrails & Fittings 8 - 9

Wood Balusters 10

Iron Balusters 11

Rosettes 12

Return Nosing 12

Cove 12

Starting Steps 12

Stairpart Accessories 13



## Wood Species


When your project requires a specific species not shown in this brochure, let us call on our lumber suppliers from all over the globe to find it.



Red Oak



White Oak



Poplar

**SHOWN ON COVER:**  
4592 Box Newel  
6010 Handrail  
Foundation Square Iron Balusters

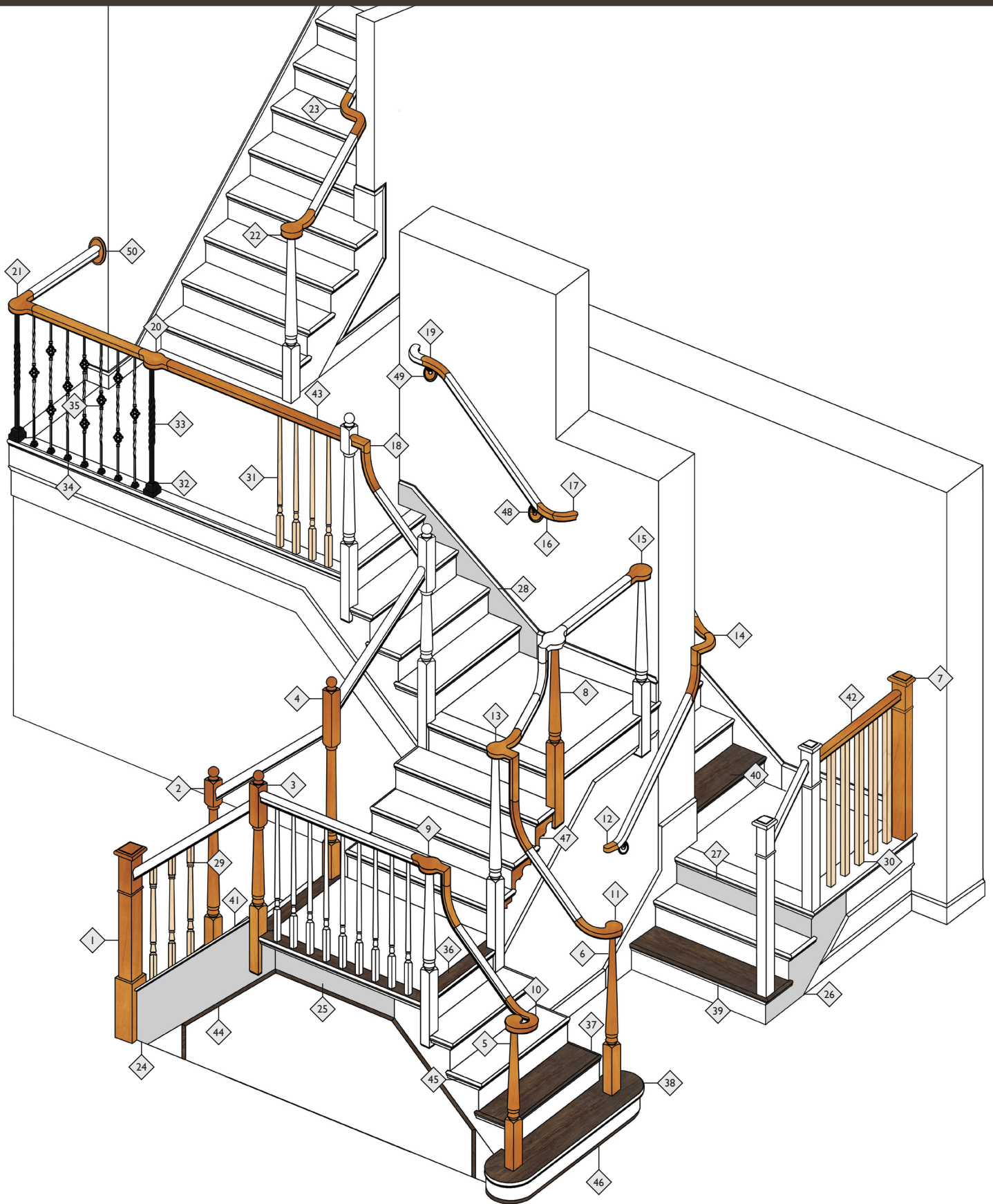
**SHOWN ON INSIDE COVER:**  
4291 Starting Newel  
6210 Handrail  
5360 Wood Balusters



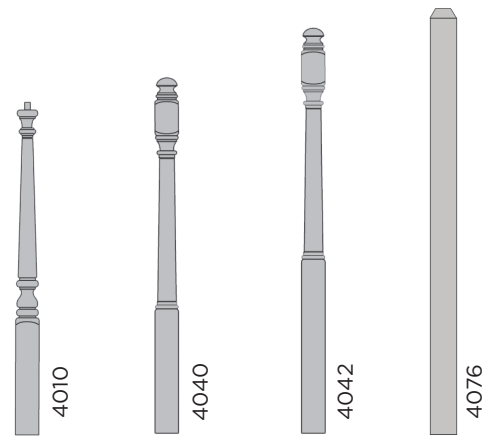
# STAIRPARTS IDENTIFICATION CODES

1	BOX NEWEL		18	GOOSENECK 2 RISE NO CAP		35	IRON BALUSTER	
2	BALL TOP NEWEL 5" SQUARE		19	OVER EASING 60°		36	LANDING TREAD	
3	BALL TOP NEWEL 10" SQUARE (RAKE TO LEVEL)		20	TANDEM CAP		37	DOUBLE RETURN TREAD	
4	BALL TOP NEWEL 13" SQUARE (RAKE TO RAKE)		21	LEVEL QUARTERTURN W/CAP		38	DOUBLE BULL NOSE TREAD + RISER	
5	VOLUTE PIN TOP NEWEL		22	STARTING EASING		39	RIGHT HAND RETURN TREAD	
6	TURNOUT PIN TOP NEWEL		23	S-TURN		40	TREAD-NO RETURNS	
7	1/2 NEWEL (BOX)		24	SKIRTBOARD BUTTRESS TYPE		41	SHOERAIL	
8	PIN TOP NEWEL		25	FASCIA		42	HAND RAIL PLOWED WITH FILLET	
9	GOOSENECK 2 RISE WITH TANDEM CAP		26	MITERED SKIRTBOARD		43	HAND RAIL	
10	LEFT HAND VOLUTE		27	RISER		44	SKIRTBOARD BASE CAP	
11	RIGHT HAND TURNOUT		28	WALL SKIRTBOARD		45	COVE MOULDING	
12	RETURNED END		29	SQUARE TOP & BOTTOM TURNED BALUSTER		46	SHOE MOULDING	
13	GOOSENECK 2 RISE RIGHT HAND WITH CAP		30	SQUARE BALUSTER		47	STRINGER BRACKET	
14	GOOSENECK 2 RISE LEFT HAND NO CAP		31	PIN-TOP BALUSTER		48	HAND RAIL BRACKET	
15	ONE OPENING NEWEL CAP		32	IRON SHOE-NEWEL POST		49	ROUND ROSETTE	
16	UP EASING 60°		33	IRON NEWEL POST		50	OVAL ROSETTE	
17	LEVEL QUARTER TURN NO CAP		34	IRON SHOE-BALUSTER				

# STAIRPARTS CONFIGURATIONS



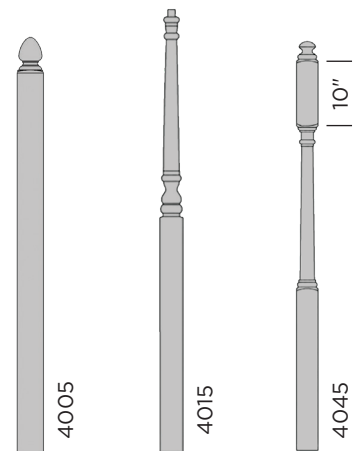
# NEWEL POSTS



## STARTING NEWELS

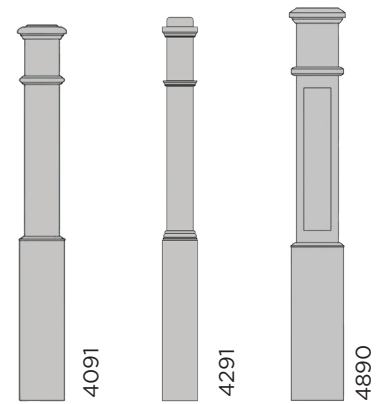
Part	Description	Size	Red Oak	White Oak	Poplar	Primed
4010	Starting Newel	3" x 43"	M	-	-	-
4040	Starting Newel	3" x 48"	M N	-	-	-
4042	Starting Newel	3" x 53-1/2"	M N	-	-	-
4076	Starting Newel	3-1/2" x 56"	N	N	-	-

## LANDING NEWELS



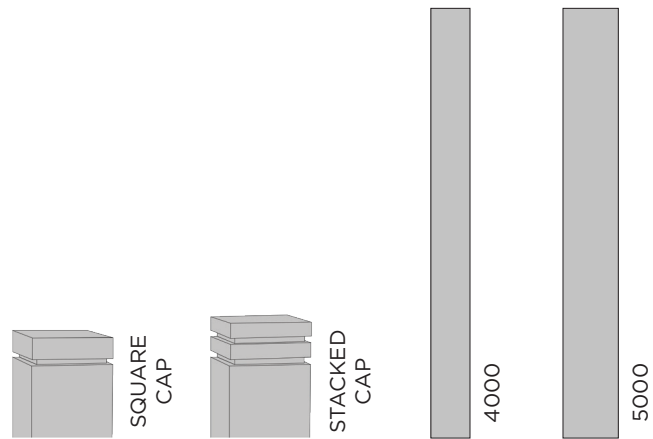
Part	Description	Size	Red Oak	White Oak	Poplar	Primed
4005	Landing Newel	3-1/2" x 56"	M	-	-	-
4015	Landing Newel	3" x 61-3/4"	M	-	-	-
4045	Landing Newel With 10" Top	3" x 59-1/2"	M N	-	-	-

## BOX NEWELS



Part	Description	Size	Red Oak	White Oak	Poplar	Primed
4091	4091 Box Newel	6-1/4" x 53-1/2"	M N	-	-	-
4091P	4091 Primed Box Newel	6-1/4" x 53-1/2"	-	-	-	N
4091WO	4091 Box Newel	6-1/4" x 55"	-	N	-	-
4291WO	4291 Adjustable Box Newel	5" x 55"	-	N	-	-
4291	4291 Box Newel	5" x 55"	N	-	-	-
4291P	4291P Adjustable Box Newel	5" x 55"	-	-	-	N
4890	4890 Box Newel	7-1/2" x 56"	N	-	-	-

## BLANK NEWELS



Part	Description	Size	Red Oak	White Oak	Poplar	Primed
4000WO	4000 Blank Newel	3-1/4" x 56"	-	N	-	-
SQCAP4WO	Square Cap for 4000		-	N	-	-
STCAP4WO	Stacked Cap for 4000		-	N	-	-
5000WO	5000 Blank Newel	5-1/2" x 56"	-	N	-	-
SQCAP5WO	Square Cap for 5000		-	N	-	-
STCAP5WO	Stacked Cap for 5000		-	N	-	-

# TREADS & RISERS



## WINDER TREAD

Part Number	Description	Size	Red Oak	White Oak
80702060	8070 Winder Tread	20" x 60"	M	-
80702060WO	8070 Winder Tread	20" x 60"	-	M

# TREADS



BULLNOSE

SQUARE

Traditional Bullnose Treads							Craftsman Square Edge Treads	
Size	Red Oak		Poplar		White Oak		White Oak	
10-1/2" x 48"	80701048	M	-	-	-	-	-	-
10-1/2" x 48" RET / REV	80701048RR	M	-	-	-	-	-	-
11-1/2" x 36"	80701136	M N	-	-	-	-	-	-
11-1/2" x 42"	80701142	M N	80701142P	N	80701142WO	M N	-	-
11-1/2" x 48"	80701148	M N	80701148P	N	80701148WO	N	80701148CRWO	N
11-1/2" x 48" RET / REV	80701148RR	M N	-	-	80701148RRWO	N	80701148RRCRWO	N
11-1/2" x 54"	80701154	M	-	-	80701154WO	M	-	-
11-1/2" x 54" RET / REV	80701154RR	M N	-	-	80701154RRWO	M	-	-
11-1/2" x 60"	80701160	N	80701160P	N	80701160WO	N	80701160CRWO	N
11-1/2" x 60" RET / REV	80701160RR	N	-	-	80701160RRWO	N	80701160RRCRWO	N
11-1/2" x 72"	80701172	M N	80701172P	N	80701172WO	M	-	-
11-1/2" x 72" RET / REV	80701172RR	N	-	-	80701172RRWO	N	80701172RRCRWO	N
11-1/2" x 96"	80701196	N	-	-	80701196WO	N	80701196CRWO	N

## LANDING TREADS

Size	Red Oak	White Oak
Thickness	1-1/16"	1-1/16"
5-1/4" x 14' or 15'	M	M N
5-1/4" x 16'	N	-
3-1/2" x 14' or 15'	M N	-



RED OAK



WHITE OAK

## CRAFTSMAN LANDING TREADS

Size	White Oak	
Thickness	1-1/16"	
5-1/4" x 14' or 15'	80905CRWO	N



WHITE OAK

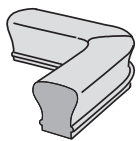
## 3/4" RISERS

Size	Red Oak		Poplar		White Oak	
7-1/2" x 42"	807542	M N	807542P	N	-	-
7-1/2" x 48"	807548	M N	807548P	N	807548WO	N
7-1/2" x 60"	807560	N	807560P	N	807560WO	N
7-1/2" x 72"	807572	M	807572P	N	807572WO	N

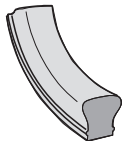
# HANDRAIL & FITTINGS

A perfectly designed handrail profile strikes a delicate balance between form and function. A safe handrail must be easy to grasp by any size hand. A beautiful handrail mirrors the other architectural elements of the home and looks stunning from both above and below. We are proud to offer the following selection of well designed handrail profiles. All handrail and fittings are made in our own shop and available in many wood species.

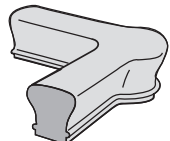
Part	Fitting	Red Oak	White Oak
7011	7011 Quarter Turn	N	-
7012	7012 Up Easing	N	-
7021	7021 Quarter Turn Cap	N	-
7030	7030 Left Hand Volute	N	-
7035	7035 Right Hand Volute	N	-
7047L	Left Hand S-Turn with 5" Turnout	N	-
7047R	Right Hand S-Turn with 5" Turnout	N	-
7099	2-Rise Gooseneck - No Cap	N	-
7499WO	2-Rise Gooseneck - No Cap For 6084 (6840)Handrail	-	N
7422RHWO	7422 Right Hand S Turn For 6840 (6084) Handrail	-	N
7422LHWO	7422 Left Hand S Turn For 6840 (6084) Handrail	-	N
7411WO	7411 Quarterturn For 6840 (6084) Handrail	-	N



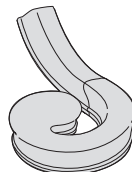
7011



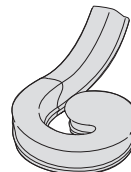
7012



7021



7030



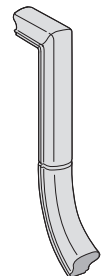
7035



7047L



7047R



7099



7499



7422RH



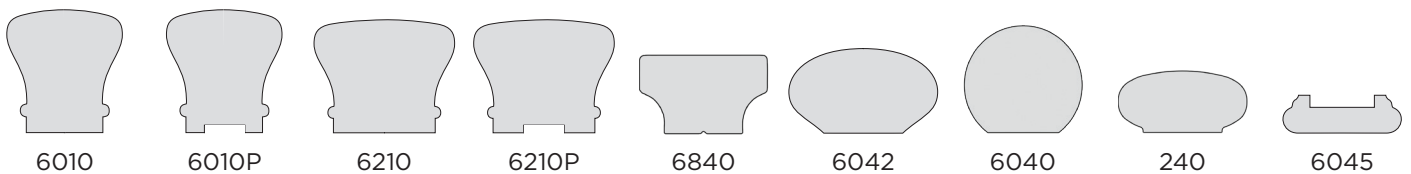
7422LH



7411

# RAIL

Part	Rail, Fillet & Handrail	Dimensions	Size	Red Oak	White Oak	Solid Pine
60108	6010 Handrail	2-1/4" x 2-3/8"	8'	M N	-	-
601010	6010 Handrail	2-1/4" x 2-3/8"	10'	N	-	-
601012	6010 Handrail	2-1/4" x 2-3/8"	12'	N	-	-
601016	6010 Handrail	2-1/4" x 2-3/8"	16'	M N	-	-
601018	6010 Handrail	2-1/4" x 2-3/8"	18'	N	-	-
601020	6010 Handrail	2-1/4" x 2-3/8"	20'	N	-	-
601012P	PC 6010 Plowed Handrail with Fillet	2-1/4" x 2-3/8"	12'	N	-	-
601016P	PC 6010 Plowed Handrail with Fillet	2-1/4" x 2-3/8"	16'	M N	-	-
6040	PC 6040 Wall Handrail	1-11/16" x 1-1/2"	16'	M N	-	-
6042	6042 Wall Rail	2-1/4" x 1-9/32"	-	M	-	-
6045	PC 6045 Shoe Handrail with 1-1/4" Plow & Fillet	2-1/4" x 3/4"	16'	M N	-	-
621012	PC 6210 Handrail	2-5/8" x 2-3/8"	12'	M N	-	-
621016	PC 6210 Handrail	2-5/8" x 2-3/8"	16'	M N	-	-
621016P	PC 6210P Plowed Handrail with Fillet	2-5/8" x 2-3/8"	16'	N	-	-
6840S8	PC 6840S Solid Cap Handrail	2-5/8" x 1-5/8"	8'	N	-	-
6840S12	PC 6840S Solid Cap Handrail	2-5/8" x 1-5/8"	12'	N	-	-
6840S16	PC 6840S Solid Cap Handrail	2-5/8" x 1-5/8"	16'	N	-	-
6840S20	PC 6840S Solid Cap Handrail	2-5/8" x 1-5/8"	20'	N	-	-
6840SP12	PC 6840S Plowed Solid Cap Handrail	2-5/8" x 1-5/8"	12'	N	-	-
6840SP16	PC 6840S Plowed Solid Cap Handrail	2-5/8" x 1-5/8"	16'	N	-	-
6840S8WO	PC 6840S Solid Cap Handrail	2-5/8" x 1-5/8"	8'	-	N	-
6840S12WO	PC 6840S Solid Cap Handrail	2-5/8" x 1-5/8"	12'	-	N	-
6840S16WO	PC 6840S Solid Cap Handrail	2-5/8" x 1-5/8"	16'	-	N	-
6840S20WO	PC 6840S Solid Cap Handrail	2-5/8" x 1-5/8"	20'	-	N	-
6840SP16WO	PC 6840SP Plowed Handrail with Fillet	2-5/8" x 1-5/8"	16'	-	N	-
240	PC #240 2-1/4" Handrail	1-7/32" x 2-7/32"	16'	-	-	M N

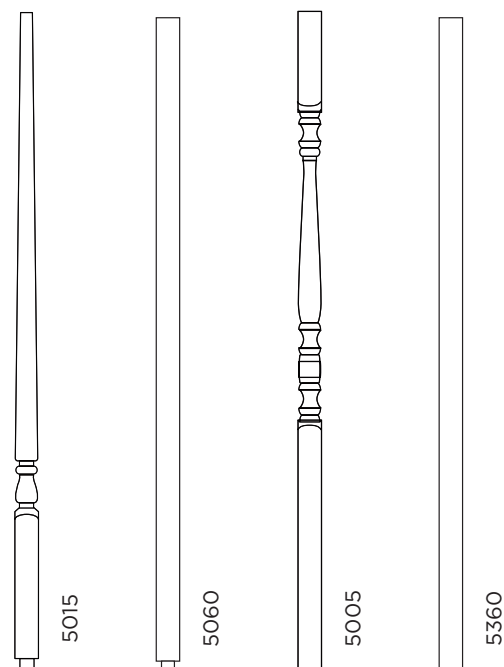


# BALUSTERS



## WOOD BALUSTERS

Size	Primed	Red Oak
1-1/4" x 34"	501534P	N
1-1/4" x 36"	501536P	M N
1-1/4" x 39"	501539P	M N
1-1/4" x 41"	501541P	N
1-1/4" x 43"	501543P	N
1-1/4" x 42"	506042P	N
1-3/4" x 42"	-	500542
1-3/4" x 42"	536042P	N



# IRON BALUSTERS

Description	Size	Satin Black	Satin Black Item #
1 Twist Iron Baluster	1/2" x 44"	M N	1TWSB
2 Twist Iron Baluster	1/2" x 44"	M N	2TWSB
1 Basket 2 Twist Iron Baluster	1/2" x 44"	M N	1BASKSB
2 Basket 1 Twist Iron Baluster	1/2" x 44"	M N	2BASKSB
Plain Iron Baluster	1/2" x 44"	M N	PLASB
1 Knuckle Iron Baluster	1/2" x 44"	-	-
2 Knuckle Iron Baluster	1/2" x 44"	-	-
Plain Round Hollow Iron	5/8" x 44"	N	PR58SB
Foundation Square Iron Baluster	1/2" w/ 1" Sq. Base x 44"	N	FBSB



# ACCESSORY PARTS FOR IRON BALUSTERS

Description	Size	Satin Black	
Flat Shoe for Iron Balusters	1/2"	FSHSB	M N
Pitched Shoe for Iron Balusters	1/2"	PSHSB	M N
Adjustable Knuckle for Iron Balusters	1/2"	AKNSB	N
Epoxy Adhesive Kit 2901		-	N
Disk Shoe	5/8"	RS58SB	N
Modern Square Base Shoe	-	MSBSSB	N
Modern Square Angled Shoe	-	MSASSB	N



## ROSETTES



7317



7318



7337

Part Number	Description	Red Oak	White Oak
7317	Round Rosette	M N	-
7318	Rectangular Rosette	N	-
7318WO	Rectangular Rosette	-	N
7337	Oval Rosette	M N	-

## RETURN NOSING



8080

Part Number	Description	Size	Red Oak	White Oak
808013	8080 Curved Return Nosing	13"	N	-
808013WO	8080 Curved Return Nosing	13"	-	M N
8080	8080 1-1/4" Return Nosing	Random Lengths	M N	-
8080CRWO	Craftsman Square Edge Return Nosing	Random Lengths	-	N



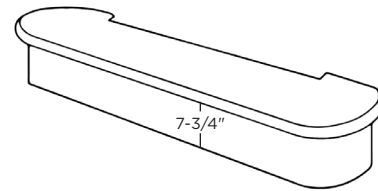
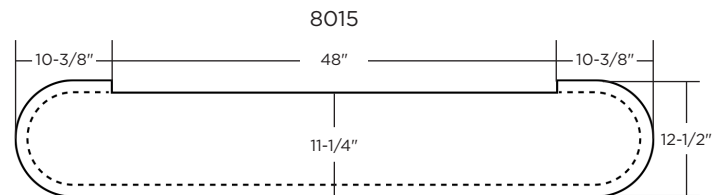
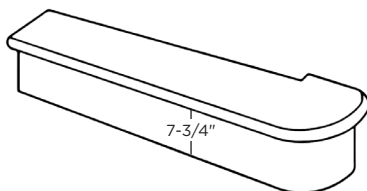
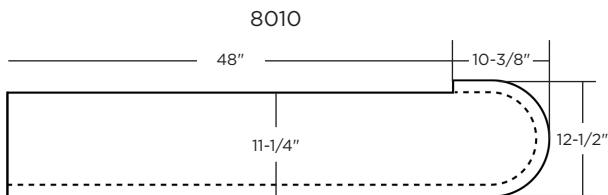
8095

## COVE

Part Number	Description	Size	Red Oak	White Oak
8095	8095 Cove Moulding - 13/16" x 5/8"	Random Lengths	N	-
8095WO	8095 Cove Moulding - 13/16" x 5/8"	Random Lengths	-	N
1000	100 Cove Mould - 11/16" x 11/16"	Random Lengths	M	-
100WO	100 Cove Mould - 11/16" x 11/16"	Random Lengths	-	M

## STARTING STEP

Part Number	Description	Size	Red Oak
8010	F-8010 Starting Step	48"	M
8015	F-8015 Double Return Starting Step	48"	M



## WALL RAIL BRACKETS



WRB1D      WRB      WRB10B      WRB15      WRB15A      WRB26D      WRB1DHD      WRB10BHD

Part	Description	
WRB1D	Flat Black - US1D	N
WRB	Polished Brass - US3	M N
WRB10B	Oil Rub Bronze - US10B	M N
WRB15	Satin Nickel - US15	M N
WRB15A	Antique Nickel - 15A	M
WRB26D	Satin Chrome - 26D	M
WRB1DHD	Heavy Duty Black - US1D	N
WRB10BHD	Heavy Duty Oil Rubbed Bronze	N
WRBSBCR	Craftsman Satin Black	N

## SHOE

Part Number	Description	Size	Red Oak	White Oak
127WO	3/8" x 3/4" White Oak Shoe Mould	Random Lengths	-	N
127O	3/8" x 3/4" Red Oak Shoe Mould	Random Lengths	N	-
126O	1/2" x 3/4" Red Oak Shoe Moul	Random Lengths	M	-

## STAIRPART ACCESSORIES

Part	Description	Size	
3000	Rail Plug - Red Oak	1"	M N
3001	Rail Bolt	1/4"X 3-1/2"	M N
3005	Sure-Tite Newel Fastener	-	M
3007	Flush Newel Post Anchor	-	N
3008	Sure-Tite Newel Fastener	10-3/4"	N
3010	Rail Plug - Red Oak	1/2"	N
3301	Rail & Post Fastener	-	N
3520	Newel Mounting Kit - Red Oak	3-1/2"	N
35203	L Bracket Post Fastener "4J"	3"	N
3520TRIM	Colonial 4J Moulding - Red Oak	24"	N
3520TRIMWO	Colonial 4J Moulding - White Oak	-	N
3520WO	4J Newel Mounting Kit - White Oak	3-1/2"	N
8028	Plain Bracket - Red Oak	-	N
8071L	Mitered Return Tread Cap - LH	-	N
8071R	Mitered Return Tread Cap - RH	-	N
8076	Riser Cap	5-1/4" X 8"	N
112SKIRT	3/4" x 11-1/4 Skirt Board	16'	M N
EZMOUNT	E-Z Mount Base Block Installation Kit	-	N



# *Central Woodwork*™

**CENTRALWOODWORK.COM**   

**NASHVILLE**

717 MELROSE AVE • NASHVILLE, TN 37211 • 800.333.1250

**MEMPHIS**

870 KEOUGH ROAD • COLLIERVILLE, TN 38017 • 800.788.3775